

Preparing for Success

Year 11 Exams Support Booklet



GRACE ACADEMY



SMART
Revise





Why should I Revise?

What does the Principal think?

Why bother revising!!

The importance of revision cannot be underestimated, it allows you to go over your work and assess for yourself how well you understand something, equally importantly it also shows when you don't understand something. This allows you to do something about that. Revision doesn't just happen it is a skill, and like any other skill it can be developed and improved on – with practice.

Imagine if you didn't revise or prepare for an examination, you are taking a massive risk. The current examination system gives you ONE chance only, you need to perform as well as you possibly can. Find a method of revision that suits you:

Reading and making notes

Mind maps

Revision cards

Setting questions

Past papers

Remember little and often is proven to be the best method.

Whether we like it or not people/employees/colleges judge us by our qualifications, we want every student to be able to compete and be successful in the job market and further education. We can and we will help and support you in preparing for your GCSE's/BTEC's, but YOU also need to take responsibility for revising. You will get out what you put in, please use this booklet and take on board the advice offered. Attend the revision sessions that are being put on, download the past papers or ask for copies.

Together we can and will be successful.

Darren Gelder,
Principal

"Revision is vital for you to achieve your full potential in exams and planning out your time between subjects will ensure you score well across the board. If you haven't already start the work now to lighten the load later. Without revising I would not have achieved the grades I did."

Hannah Carter, 4A*'s, 6 A's & 1c

"Without revision I feel I would not have been as successful within my GCSE's as I was. It is a skill which I still have to use now in my A Levels and has helped me achieve the grades needed to set up my future. My best advice would be to plan your time and prioritise subjects which you struggle with rather than focusing only on the subjects you enjoy."

Keevey Crowton, 4A*'s, 3 A's & 4B's



GRACE ACADEMY



Making a Plan

If you try and revise for your GCSE's without a plan you could soon get lost.

Here is a list of some of the things to consider.

a) Where and when should I revise?

b) Creating a revision timetable

c) Managing your stress

2. Self-Study Techniques

a) Key Word List

b) Summary Maps

c) Mnemonics

d) Using Colour

3. Group Study


a) Teaching each other

b) Past Examination Questions

Resources - Blank Revision Planner



GRACE ACADEMY



Revision Advice & Guidance

Where and when should I revise?

Where and when should I revise?

Where? Before starting your revision, you should think about choosing an area which has natural sunlight, is quiet and a reasonable temperature. This could be a room in your home or if that is not available the learn centre at school is often a good place to start.

When? Leaving your revision until the last minute is not an effective way to prepare, think of your revision like a marathon and not a sprint. Spread the topics you need to revise over the period of time running up to your exams.

What? Ask your teachers what resources they can provide you with to help you prepare. A good set of notes is a great place to start, so take care of your exercise books in lessons as this will be essential. Your teacher will be able to guide you on the specific topics you can be questioned on during your exam so make use of the experts. Your teachers will also be able to give you a good idea of what you are good at and important things for you to focus on.

Creating a revision timetable

Time Management – Plan your day by splitting it into chunks. Ensure that you leave time to revise all of your topics. A revision planner like the one included in this guide is an ideal way to plan ahead which will help you stop worrying about when you will fit it all in. Make sure you distribute your time fairly across all of your subjects and topics and be sure that you allocate more time to areas of your revision that you found the most difficult in class.

Staying on track – Once you have created a plan, stick to it. It is really important that you have a daily routine which allows you to meet the needs of all your subjects.

Managing your stress

Your Environment – Try and keep the area you revise in clutter free and organised. Ensuring that the area is not too hot and that the noise level is reasonable is also important to keep you calm and relaxed during revision.

Looking after yourself – Ensure that you eat a balanced diet and take regular exercise during revision. This will help you maintain a good state of mind. One of the most important things is that you get enough sleep.

Keeping a revision diary – Making a note of what you have done each day is reassuring and as the days go by you will see that it is making a difference.





GRACE ACADEMY



Self – Study Techniques

So you have decided to revise and made a plan, what kind of activities can you complete to help you prepare?

Key Word List

A good place to start is by reading through a topic and writing a list of the words that are important to that subject. You should then attempt to define those key words using your notes. This list of words and definitions can be covered up to test yourself with; checking will allow you to keep track of what you have learnt.

A good final test is covering the definitions and attempting to use those words in a sentence or practice question.

KEY WORD	DEFINITION

Summary Maps

Another good way to help you process your revision notes is preparing a summary map. The best approach to this is starting with the title of your topic in the middle before using branches to separate the important sections of your topic. The ends of the branches should contain the key details that will help you gain your marks.

TIP: Use a camera phone to take a photo of the mind maps you make so you can revise on the hop.

First letter Sentence- Use the first letter of each word in a list to create a sentence to help remember the order.

E.g. **Richard of York Gave Battle In Vain** = Red, Orange, Yellow, Green, Blue, Indigo, Violet

First letter Word – Taking the first letter of each thing you need to remember and converting it into a word. Sometimes the first letter is all you need to jog your memory.

E.g. Factors to consider when selecting a fuel = TEACUPS

T=Toxicity, E=Energy, A= Availability etc.

Using Colour

Using colour to highlight, contrast or group information is a really useful and effective way of revising. A set of highlighters or coloured pencils is useful here.

An example would be **RED** = must know, **BLUE** = extra detail.

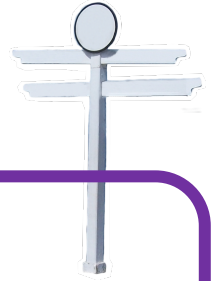


Mnemonics

Mnemonics are simply ways to help you remember something. This is key to exam success. There are different types of mnemonics which work best when you create them yourself. The act of creating the mnemonic is part of the revision.

Story – Creating a story to link things in order is an effective way to remember a list.

Symbols and Pictures–Adding Symbols and pictures to represent facts allows your brain to make a link between the two.



Group Study

Sometimes working together can help revision and can be a good break from self-study.

Teaching each other

Teaching each other is a very effective way to ensure you fully understand more difficult concepts. Revising in a group either through a scheduled revision session or by organising to meet up with friends can really help.

Ways to teach each other

Summarise and discuss: Divide a topic into sections, write a short summary of the important points and distribute to a partner. They can then ask you questions on your summary to check your understanding.

Writing your own questions: Take a few topics each and write two questions on each topic. One should be a question which has a simple short answer. One should require more information. You should write the answers to both of your questions on the back. Swap topics and answer each other's.



A key part of revision is trying out your knowledge on examination questions similar to those that you will attempt on the day. Examination questions are available from your teachers and you should ensure that you have some to practice on before your exam. Exam questions usually have the number of marks next to them to give you an idea on how many different points you need to make.

A good technique is to attempt the exam questions cold (without revising that topic), noting down any topics you can't answer before revising those sections. Return to your question then to test your revisions.



Going for the best grades

Getting the best grades is all about hard work – a lot of effort over a long period of time

Make revision a priority

In the period leading up to the final exams make revision your top priority. Stay focused on the task of giving yourself the best possible preparation for the exams that lie ahead. Other things can wait until the exams are finished.

Start early

Start revising months rather than weeks before your first exam. Begin with a small amount of revision each week and gradually build up the number of hours.

Put in the hours

There is no escaping the fact that in order to get the top grades you will have to put in long hours of work. This is particularly true if you want to get high grades in a lot of different subjects.

Revise all topics

To give yourself the best chance of achieving the top grades try to target the difficult topics early in your revision and work hard to understand them. Use the specification for each subject to check which topics to cover.

Tackle past papers


It goes without saying that working through lots of past papers is important but there's much more gain from doing this than simply getting used to exam questions. Use past papers as a way to finding out gaps in your understanding. Once you've identified these gaps revise these topics thoroughly. This is a repeating cycle of tackling a past paper, checking your answers, identifying gaps in your understanding, revising those topics then tackling another past paper.

Take every opportunity to revise

Revision is a skill that needs practising, the more you do it the better you get. Make it a habit right from the start of your GCSE courses to take every opportunity to revise. Revise for tests, end of year exams and mocks. Attend revision sessions at lunchtime, after school and during holidays or weekends.

Use the exam board websites

Look at revision website regularly as part of your revision, use the specifications for each subject (a list of the topics you need to cover and details of the exams), past papers, mark schemes and information on grade boundaries. Check with your teacher which exam board each subject is taken with.



Sitting your exams

Exams measure not only what you know, but how well you take them!

The night before

- Only attempt light revision using your revision notes and try not to do any totally new revision.
- Get all the equipment you will need (pens, rulers, calculators) ready the night before. Avoid rushing in the morning to get things ready.
- Try to get a normal night's sleep.

One the day

- Get up in plenty of time.
- When you leave home make sure you have everything you need for the exam.
- If you want to, flick through your revision notes.
- Don't spend too long waiting outside the exam room as this can make you feel more nervous. Don't talk about the exam with friends.

Compose yourself

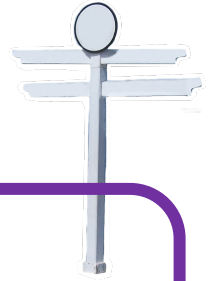
- The moment you open your exam paper is always a bit of a shock, it never looks of reads quite the way you expect it to.
- Don't worry about others who may have started writing straight away.
- If necessary, write down anything you are afraid of forgetting.
- Sometimes if your mind goes blank, it may be better for you to get writing as quickly as possible so that can get your ideas flowing.

Read the instructions carefully

- Read the whole paper through carefully, noting all the instructions given about the number and choice of questions.
- If you have a choice of questions, select and mark those questions you feel confident that you are able to answer well.
- Decide on your question order then start by answering the questions you know you can answer well. This gives you more time to think about the difficult questions and boosts your confidence.
- It can be a mistake to tackle difficult questions first, as you may run out of time to do the questions you can answer more easily and fully.

Tackle the questions

Read every question twice, analyse it before you answer it, outline key points for essay questions.



How PARENTS can help

Don't compare your own experiences of exams and revision with that of your children's!

As every student is different, there is no single approach to how a parent can help out, but here are some suggestions:

Do

- ✓ Discuss with your child what will be involved in the revision period and what your role could be.
- ✓ Provide the environment necessary for success. Ideally a quiet, well-lit place to study without interruptions.
- ✓ Respond positively when they ask for help.
- ✓ Give plenty of praise and encouragement, stay calm and don't expect too much.
- ✓ Keep them well supplied with food and drinks.
- ✓ Keep a low profile.
- ✓ Be prepared to listen when they want to talk about problems. Things become heightened during the exam period.
- ✓ Encourage them to take regular breaks during long periods of revision.
- ✓ Encourage morning revision when the brain is more receptive and discourage studying right up to bedtime.

Don't

- ✗ Make comparisons with brothers, sisters and friends.
- ✗ Unintentionally add to their worries by constantly mentioning exams.
- ✗ Relate too much to when you were sitting exams at school or how you did your revision.
- ✗ Worry if their revision techniques seem strange or unusual.
- ✗ Make a battleground out of whether or not they listen to music when doing their revision.
- ✗ Distract them unnecessarily.
- ✗ Expect them to study all the time as taking some time out to relax will have a positive effect on their work.

My Revision Planner

Week Beginning: _____



	Morning Session		Afternoon Session		Evening Session	
Monday	Subject/ Topic:	Done?	Subject/ Topic:	Done???	Topic:	Done?
	Resources:		Resources:		Resources:	
	Notes:		Notes:		Notes:	
Tuesday	Subject/ Topic:	Done?	Subject/ Topic:	Done?	Topic:	Done?
	Resources:		Resources:		Resources:	
	Notes:		Notes:		Notes:	
Wednesday	Subject/ Topic:	Done?	Subject/ Topic:	Done?	Topic:	Done?
	Resources:		Resources:		Resources:	
	Notes:		Notes:		Notes:	
Thursday	Subject/ Topic:	Done?	Subject/ Topic:	Done?	Topic:	Done?
	Resources:		Resources:		Resources:	
	Notes:		Notes:		Notes:	
Friday	Subject/ Topic:	Done?	Subject/ Topic:	Done?	Topic:	Done?
	Resources:		Resources:		Resources:	
	Notes:		Notes:		Notes:	
Saturday	Subject/ Topic:	Done?	Subject/ Topic:	Done?	Topic:	Done?
	Resources:		Resources:		Resources:	
	Notes:		Notes:		Notes:	
Sunday	Subject/ Topic:	Done?	Subject/ Topic:	Done?	Subject/ Topic:	Done?
	Resources:					
	Notes:					

My Revision Planner

Week Beginning: _____



	Morning Session		Afternoon Session		Evening Session	
Monday	Subject/ Topic:	Done?	Subject/ Topic:	Done???	Topic:	Done?
	Resources:		Resources:		Resources:	
	Notes:		Notes:		Notes:	
Tuesday	Subject/ Topic:	Done?	Subject/ Topic:	Done?	Topic:	Done?
	Resources:		Resources:		Resources:	
	Notes:		Notes:		Notes:	
Wednesday	Subject/ Topic:	Done?	Subject/ Topic:	Done?	Topic:	Done?
	Resources:		Resources:		Resources:	
	Notes:		Notes:		Notes:	
Thursday	Subject/ Topic:	Done?	Subject/ Topic:	Done?	Topic:	Done?
	Resources:		Resources:		Resources:	
	Notes:		Notes:		Notes:	
Friday	Subject/ Topic:	Done?	Subject/ Topic:	Done?	Topic:	Done?
	Resources:		Resources:		Resources:	
	Notes:		Notes:		Notes:	
Saturday	Subject/ Topic:	Done?	Subject/ Topic:	Done?	Topic:	Done?
	Resources:		Resources:		Resources:	
	Notes:		Notes:		Notes:	
Sunday	Subject/ Topic:	Done?	Subject/ Topic:	Done?	Subject/ Topic:	Done?
	Resources:					
	Notes:					



OCR Biology J247

What Examinations will I be doing and how long are they?	<ul style="list-style-type: none"> Unit J247/01 (B1,B2,B3,B7) 1hr 45 mins Unit J247/02 (B4,B5,B6,B7) 1hr 45 mins 			
What percentage of my course do the exams count for?	<ul style="list-style-type: none"> J247/01 – 50% J247/02 – 50% 			
	<p>B1: Cell level systems B2: Scaling up B3: Organisms level systems B4: Community level systems B5: Genes, inheritance and selection B6: Global challenges B7: Practical skills Paper 1 assesses content from B1-3 and B7 Paper 2 assesses content from B4-6 and B7, with assumed knowledge of topics B1-3</p>			
What resources will I have to help me prepare?	Revision Guide that includes notes on all topics, practice questions and answers.			
What extra revision sessions or workshops do I need to attend?	Revision Session Title	When?	Whole Class or small group?	How often?
	Biology revision	Thursday After school - Lab 125	Whole class	Every week
	Biology revision days	Over Easter and May half-term – further details to be provided shortly.	Whole class	One day in both holidays
Who shall I see if I need more guidance?	Mrs E Sumerling – emilysumerling@graceacademy.org.uk Mr Hawes michalehawes@graceacademy.org.uk			
Tips and Hints for this subject	Make sure you take your revision guide home with you to check back to see what areas of the course you need to focus your revision on. Complete all practice questions and the past paper exam given to you in your revision pack.			

OCR GCSE Fine Art, 3D Design and Photography J171 & J173

What Examinations will I be doing and how long are they?	<ul style="list-style-type: none">J171/02 Controlled assessment 10 hours (Fine Art)J171/02 Controlled assessment 10 hours (3D Design)J173/02 Controlled assessment 10 hours (Photography)			
What percentage of my course do the exams count for?	Art & 3D <ul style="list-style-type: none">J171/01 Coursework Portfolio – 60%J171/02 Controlled Assessment – 40%		Photography <ul style="list-style-type: none">J173/01 Coursework Portfolio – 60%J173/02 Controlled Assessment – 40%	
What bits of my learning will be tested in each examination?	You will use your artistic and/or photographic skills to produce a final piece and/or piece. This final piece should reflect all the ideas you have explored in your preparatory work, based on your chosen exam theme. The final piece should also reflect an understanding of the artists you have explored through techniques and/or composition.			
What resources will I have to help me prepare?	Ensure you have produced a detailed plan of your final piece/pieces (A4 size) Your plan and final piece need to cover the 3 assessment objectives A01- How it links to Art/photography research- you should be showing techniques and/or the composition style by at least one of your artists/photographers. A02- Try out different media on your plan and select the media you work best with, for your final piece. A03- Best practise is that you produce a plan from your own sketches and/or photos.			
What extra revision sessions or workshops do I need to attend?	Revision Session Title	When?	Whole Class or small group?	How often?
	Art/ 3D /Photography Coursework intervention	Art/3D/Photography Wednesday lunchtimes in 145 Art/3D/Photography- After school Friday	Whole class	Weekly
Who shall I see if I need more guidance?	Mrs Price, Mrs Forbes and Miss Ellis for Photography, Art and 3D jeniferprice@graceacademy.org.uk rubymaiellis@graceacademy.org.uk helenforbes@graceacademy.org.uk			
Tips and Hints for this subject	<ul style="list-style-type: none">Make sure you are fully prepared for the exam with a sketched out or written plan.Make sure you have planned all the equipment and resources you need for the two days before the exam date.Make sure you have collected any props/resources you need for photoshoots.Make sure you plan your time in the exam carefully- you only have 10 hours to complete the pieceProduce a final piece from primary sources (your own sketches and photographs)			



OCR Chemistry A

(Gateway Science) J248

What Examinations will I be doing and how long are they?	<ul style="list-style-type: none"> Unit J248/01 (C1,C2,C3,C7) 1hr 45 mins Unit J248/02 (C4,C5,C6,C7 with assumed knowledge from C1-3) 1hr 45mins
What percentage of my course do the exams count for?	<ul style="list-style-type: none"> J248/01 Exam 1 – 50% J248/02 Exam 2 – 50%
What bits of my learning will be tested in each examination?	<p>C1 – Particles C2 – Elements, compounds and mixtures C3 – Chemical reactions C4- Predicting and identifying reactions and products C5 – Monitoring and controlling chemical reactions C6 – Global challenges</p> <p>Paper 1 assesses content from C1-3 and C7 Paper 2 assesses content from C4-6 and C7, with assumed knowledge of topics C1-3</p>
What resources will I have to help me prepare?	Revision guides: that includes notes on all topics, practice questions and answers.
Who shall I see if I need more guidance?	Mr Hawes michalehawes@graceacademy.org.uk
Tips and Hints for this subject	Use your revision guide and workbook to revise content and try exam style questions.

WJEC English

Language C700QS

What Examinations will I be doing and how long are they?	<p>Component 1: 20th Century Literature Reading and Creative Prose Writing Written examination: 1 hour 45 minutes</p> <p>Component 2: 19th and 21st Century Non-Fiction Reading and Transactional/Persuasive Writing Written examination: 2 hours 60% of qualification</p>			
What percentage of my course do the exams count for?	<p>Component 1: 20th Century Literature Reading and Creative Prose Writing - 40% of qualification</p> <p>Component 2: 19th and 21st Century Non-Fiction Reading and Transactional/Persuasive Writing 60% of qualification</p>			
What bits of my learning will be tested in each examination?	<p>Component 1: 20th Century Literature Reading – 4/5 questions on a fiction text Creative Prose Writing – write a story from a choice of 4 titles</p>			
What resources will I have to help me prepare?	Mock questions, story plans / components, revision sessions			
What extra revision sessions or workshops do I need to attend?	Revision Session Title	When?	Whole Class or small group?	How often?
	English	Every Monday	Group	Weekly
Who shall I see if I need more guidance?	<p>yourclassteachersname@graceacademy.org.uk Kate Ankers, Konnie Adams, Charlotte Daley, Sian Chamberlain, Samantha Blundell and Rupinder Lotay</p>			
Tips and Hints for this subject	<p>Component 1: 20th Century Literature Reading and Creative Prose Writing Reading: 12 minutes per question / complete all questions / answer about the correct section of text – box it off / write until the end of the exam / pre-plan your story / check and edit your work</p> <p>Component 2: 19th and 21st Century Non-Fiction Reading and Transactional/Persuasive Writing Reading: 12 minutes per question / complete all questions / answer about the correct section of text – box it off / Writing: PAF / DEAF / AAFORREST / check for literacy errors / read all your work back through / give equal time to each task / aim for a minimum of 1 ½ sides / 1 point – 1 paragraph</p>			



WJEC English

Literature C720QS

What Examinations will I be doing and how long are they?	Component 1: Shakespeare (Romeo and Juliet) and Poetry Anthology Written examination: 2 hours Component 2: Post-1914 Prose/Drama (An Inspector Calls), 19th Century Prose (A Christmas Carol) and Unseen Poetry Written examination: 2 hours and 30 minutes			
What percentage of my course do the exams count for?	Component 1: Shakespeare and Poetry Written examination: 40% of qualification Component 2: Post-1914 Prose/Drama, 19th Century Prose and Unseen Poetry Written examination: 60% of qualification			
What bits of my learning will be tested in each examination?	Component 1: Shakespeare (Romeo and Juliet) and Poetry Anthology A separate extract and essay question for Shakespeare – 20 mins extract & 40 mins essay. A 20 min response to one printed poem from the anthology, and a 40-minute comparison / linked response to another poem from memory from the anthology Component 2: Post-1914 Prose/Drama (An Inspector Calls), 19th Century Prose (A Christmas Carol) and Unseen Poetry A linked extract and essay question on both texts – 45 minutes each – and a 20 min response to the first printed poem, followed by a 40-minute comparison linked response to a second unseen poem			
What resources will I have to help me prepare?	Revision booklet, lists of previous questions, model responses, BBC bitesize on poems			
What extra revision sessions or workshops do I need to attend?	Revision Session Title	When?	Whole Class or small group?	How often?
	Literature	Every Monday	All	Weekly
Who shall I see if I need more guidance?	Yourteachersname@graceacademy.org.uk Kate Ankers, Konnie Adams, Charlotte Daley, Sian Chamberlain, Samantha Blundell and Rupinder Lotay			
Tips and Hints for this subject	Practise writing responses in timed conditions Use study guides Use the revision booklets Re-read the text Learn some key quotes about each character / theme Watch film adaptations Know the assessment criteria Complete the SMH quizzes			

AQA Geography

80335

What Examinations will I be doing and how long are they?	<ul style="list-style-type: none"> • Geography Paper 1 (Living with the physical environment) - 1 hr 30 mins • Geography Paper 2 (Challenges in the human environment) - 1 hr 30 mins • Geography Paper 3 (Geographical application and skills) – 1h 15 mins
What percentage of my course do the exams count for?	<ul style="list-style-type: none"> • Paper 1 35% • Paper 2 35% • Paper 3 30%
What bits of my learning will be tested in each examination?	<p>You will be tested on the following topics you have studied in year 10 and 11.</p> <p>Paper 1 Exam – The challenge of natural hazards, The living world, Physical landscapes in the UK.</p> <p>Paper 2 Exam – Urban issues, Changing economic world, Challenge of resource management.</p> <p>Paper 3 Exam – Issue Evaluation, Fieldwork and Geographical Skills.</p>
What resources will I have to help me prepare?	<p>Every student should have a revision guide that they can use to revise at home. If you do not have one of these, speak to your geography teacher who can arrange a photocopied version of this to be done for you.</p> <p>In addition, you can use BBC bite size AQA Geography webpages.</p> <p>Make sure you have looked over your pre-release document and analysed all figures fully.</p>
Who shall I see if I need more guidance?	<p>Mrs Mackiewicz stephaniepowell@graceacademy.org.uk</p> <p>Miss Henderson charlottehenderson@graceacademy.org.uk</p>
Tips and Hints for this subject	<ul style="list-style-type: none"> • ONLY answer questions on topics we have studied in lessons (EXAMPLE, COASTS, RIVERS AND WATER). • Spend approximately 1 minute per mark available, and roughly 30 minutes on each topic. • Watch out for 'hidden' questions that are usually to do with labelling diagrams/photos as these are often easy marks. • Structure your longer answers clearly so that they can be easily followed by the person marking your paper – The 9mark questions will need a conclusion. • Do not write in the margins of the paper, ask for additional paper if you run out of space. • When you make a mistake, cross out your answers with a single line through. This way if something you have crossed out is worthy of a mark, you can still get credit for it. • Remember to use key terms in your answers as this is often what gets you marks in a geography exam.



AQA History

8145

What Examinations will I be doing and how long are they?	<ul style="list-style-type: none"> 81451 Paper 1 – 2 hours. 81452 Paper 2 – 2 hours. 			
What percentage of my course do the exams count for?	<ul style="list-style-type: none"> 81451 Paper 1 – 50% 81452 Paper 2 – 50% 			
What bits of my learning will be tested in each examination?	<ul style="list-style-type: none"> Paper 1 – Russia 1894-1945: Tsardom and Communism and Conflict and Tension: The Inter-war years, 1918-1939. Paper 2 – Britain: Health and People: c.1170 to the present day and Elizabethan England, c1568-1603. 			
What resources will I have to help me prepare?	All exercise and assessment books from Years 10 and 11. Revision booklets for additional knowledge.			
What extra revision sessions or workshops do I need to attend?	Revision Session Title	When?	Whole Class or small group?	How often?
	General Revision	Thursday	Groups of students with three members of staff.	Weekly
Who shall I see if I need more guidance?	Mrs Smart erinsmart@graceacademy.org.uk Mr J Sudbury joshuasudbury@graceacademy.org.uk			
Tips and Hints for this subject	<ul style="list-style-type: none"> Make sure that you can give key specific facts about each topic that you have studied and can explain the importance of each event. Specific information is things like names, dates, figures and locations. Always ensure that answers are linked back to the question and that you include judgements where appropriate. Add your own specific knowledge to explain what sources do and don't show. Make sure you explain the knowledge you include to show how it is important or relevant to answer the question. Stick to your timings-5 minutes for every 4 marks in a question. Include one paragraph for every 4 marks available in a question. Balance out "Do you agree?" style questions with reasons why you both do and do not agree with the statement in the question before making a judgement. Link points or factors together in 16 mark questions to help you explain their importance. 			



GCSE Business

1-9

What Examinations will I be doing and how long are they?	<ul style="list-style-type: none"> Paper 1: Investigating small business, Time: 1 hour 30 minutes Paper 2: Building a business, Time: 1 hour 30 minutes 			
What percentage of my course do the exams count for?	100% Exam Content			
What bits of my learning will be tested in each examination?	Paper 1 1.1 Enterprise and entrepreneurship 1.2 Spotting a business opportunity 1.3 Putting a business idea into practice 1.4. Making the business effective 1.5 Understanding external influences on business Paper 2 2.1 Business Growth 2.2 Making marketing decisions 2.3 Making operational decisions 2.4 Making financial decisions 2.5 Making human resource decisions			
What resources will I have to help me prepare?	Practice Exam Papers GCSE Business Bitesize Revise Edexcel GCSE (9-1) Business Revision Guide Revise Edexcel GCSE (9-1) Business Revision Workbook			
What extra revision sessions or workshops do I need to attend?	Revision Session Title	When?	Whole Class or small group?	How often?
	Exam revision	Every Friday	Whole class	
Who shall I see if I need more guidance?	Mrs D Goodban debbiegoodban@graceacademy.org.uk Mr S Bradshaw Stephenbradshaw@graceacademy.org.uk			
Tips and Hints for this subject	<ul style="list-style-type: none"> Complete all mock exam papers. Complete all homework questions. Practice Exam Questions Manage time effectively Read the case studies 			



Certificate in Digital Applications

What Examinations will I be doing and how long are they?	<ul style="list-style-type: none"> Component 3: Effective Digital Working Practices - 90 mins 			
What percentage of my course do the exams count for?	<ul style="list-style-type: none"> Exam is 40% of the qualification. 			
What bits of my learning will be tested in each examination?	<ul style="list-style-type: none"> Modern technologies Cyber security The wider implications of digital systems Planning and communication in digital systems 			
What resources will I have to help me prepare?	Revision guide, homework booklets, knowledge builders, lesson PowerPoints on Google Drive			
What extra revision sessions or workshops do I need to attend?	Revision Session Title	What extra revision sessions or workshops do I need to attend?	Revision Session Title	What extra revision sessions or workshops do I need to attend?
	Exam revision Coursework catch up	Every Friday	Exam revision Coursework catch up	
Who shall I see if I need more guidance?	Mrs S Gandam sharangandam@graceacademy.org.uk Mr S Bradshaw stephenbradshaw@graceacademy.org.uk			
Tips and Hints for this subject	<ul style="list-style-type: none"> Complete all mock exam papers. Complete all homework booklets. Apply your knowledge to the scenario Read each question twice to make sure that you fully understand what it is asking you 			



EDEXCEL Higher (1MA1) / OCR Foundation (J560) Mathematics

What Examinations will I be doing and how long are they?	<p>Higher</p> <ul style="list-style-type: none"> Paper 1 Non-Calculator Exam – 1hr 30 mins Paper 2 Calculator Exam – 1 hr 30 mins Paper 3 Calculator Exam – 1hr 30 mins <p>Foundation</p> <ul style="list-style-type: none"> Paper 1 Calculator Exam – 1hr 30 mins Paper 2 Non-Calculator Exam – 1 hr 30 mins Paper 3 Calculator Exam – 1hr 30 mins 			
What percentage of my course do the exams count for?	<ul style="list-style-type: none"> The three exams together count for 100% of the overall grade. 			
What bits of my learning will be tested in each examination?	Everything you have learnt from year 7 could be tested. However, there are certain topics that appear more frequently and should be given priority when revising. Your teacher will highlight these during your lessons but if you need more support just ask.			
What resources will I have to help me prepare?	Hegarty maths is the most comprehensive revision resource we have ever seen. You can watch videos explaining every topic you could be examined on and test yourself with tailored quizzes. Ask your teacher what subjects you should be focussing on. Work booklets and past exam papers can be provided if you would prefer to do written work.			
What extra revision sessions or workshops do I need to attend?	Revision Sessions	When?	Whole Class or small group?	How often?
	Higher & Foundation Revision sessions.	Every Wednesday	Open to all.	Weekly
Who shall I see if I need more guidance?	<p>Your first point of contact should be your maths teacher, but you can also talk to</p> <p>Mr Lee – chonlee@graceacademy.org.uk</p> <p>Mr Sharma – nayansharma@graceacademy.org.uk</p> <p>Mr Donald – shaundonald@graceacademy.org.uk</p>			
Tips and Hints for this subject	Revision through practising exam-type questions is the best way to achieve a better grade. Hegarty maths for just twenty minutes every night will improve your final grade by at least one.			



WJEC Media Studies

4390

What Examinations will I be doing and how long are they?	<ul style="list-style-type: none"> Creative Media Production Duration- 3 exams x 9hrs in total 			
What percentage of my course do the exams count for?	<ul style="list-style-type: none"> Component 1 Exam– 15% Component 2 Exam – 15% Component 3 Exam – 30% 			
What bits of my learning will be tested in each examination?	Component 1: Ideas Log Component 2: Planning Component 3: Production			
What resources will I have to help me prepare?	Practice past mock exam papers			
What extra revision sessions or workshops do I need to attend?	Revision Session Title	When?	Whole Class or small group?	How often?
	Practice separate components	Every Friday	Groups	Weekly
Who shall I see if I need more guidance?	Mr D Smeaton davidsmeaton@graceacademy.org.uk			
Tips and Hints for this subject	Revise theories associated with Media Revise media language associated with publications Practice mock exam papers			

BTEC Music

(Tech Award in Music Practice)

What Examinations will I be doing and how long are they?	<ul style="list-style-type: none"> Component 3- externally assessed component comprising of 2 examinations. Exam 1- (2 hours) Initial response to the brief Exam 2- (1 hour) Evaluation of project 			
What percentage of my course do the exams count for?	<ul style="list-style-type: none"> 40% 			
What bits of my learning will be tested in each examination?	<p>Exam 1- This will require you to explain your initial choices and ideas for the song you are going to rework into a new genre. You will answer 5 questions: <i>What I have chosen and why, what I plan to do, how I will meet the aims, how I will use the elements and which resources I will need.</i></p> <p>Exam 2- This will require you to evaluate the piece of work you created and how effective it was at meeting the aims.</p>			
What resources will I have to help me prepare?	You will be allowed to take 1 A4 sheet of paper with notes/research on to the first exam. For the second exam you will be allowed an MP3/Video recording of your work and 1 sheet of notes/screenshots.			
What extra revision sessions or workshops do I need to attend?	Revision Session Title	When?	Whole Class or small group?	How often?
	BTEC Music Catch-up	Friday lunchtimes Room 339	Whole class	Weekly
Who shall I see if I need more guidance?	Mrs D Hadley - deborahhadley@graceacademy.org.uk			
Tips and Hints for this subject	<p>Attend weekly catch-up sessions with Mrs Hadley.</p> <p>Organize and attend individual intervention sessions for more support.</p> <p>Revise thoroughly the elements of music for the genre you are composing in.</p> <p>Listen to a playlist of the genre of music you are composing in.</p> <p>Become as familiar as possible with the song you have chosen but also listen to other cover versions.</p>			



OCR SPORT SCIENCE

What Examinations will I be doing and how long are they?	<ul style="list-style-type: none"> R041 – 1 hour written exam – ‘Reducing the Risk of Sports Injuries’ R043 – Coursework unit – ‘The Body’s Response to Physical Activity’ 			
What percentage of my course do the exams count for?	<ul style="list-style-type: none"> R041 - 25% of the course R043 – 25% of the course 			
What bits of my learning will be tested in each examination?	<p><u>R041</u></p> <ul style="list-style-type: none"> Intrinsic and extrinsic injuries Sports related injuries Signs, symptoms and treatments for a variety of sports injuries <p><u>R043</u></p> <ul style="list-style-type: none"> The structure and function of the four body systems The short and long-term effects of exercise on the cardio-respiratory system The short and long-term effects of exercise on the musculo-skeletal system 			
What resources will I have to help me prepare?	Your class notes can be used for revision and to complete coursework. Further resources can also be found on Google Classroom to support you.			
What extra revision sessions or workshops do I need to attend?	Revision Session Title	When?	Whole Class or small group?	How often?
	Sport Science Coursework catch up	After school on Friday	Small group (you will be informed if needed)	Weekly
Who shall I see if I need more guidance?	Mr S Higgins - stuarthiggins@graceacademy.org.uk			
Tips and Hints for this subject	<ol style="list-style-type: none"> Make sure you read all the information given to you in the question. Look at the number of marks on offer to give you an idea of how much to write. If you are asked to calculate something, make sure you show your working. Make sure you understand what the question is asking you to do. <p>Meaning of words:</p> <p>Describe- give a reason for something.</p> <p>Discuss – write about something from different points of view. E.g. advantages and disadvantages of something.</p> <p>Name/give – a one- or two-word answer or a short sentence.</p> <p>Calculate – do some maths.</p> <p>Interpret- you need to use the information given to work out the answer.</p>			



OCR Physics

J249

What Examinations will I be doing and how long are they?	<ul style="list-style-type: none"> Unit J249/01 (P1,P2,P3,P4,P9) 1hr 45 mins Unit J249/02 (P5,P6,P7,P8,P9) 1 hr 45 mins 			
What percentage of my course do the exams count for?	<ul style="list-style-type: none"> J249/01 Exam 1 – 50% J249/02 Exam 2 – 50% 			
What bits of my learning will be tested in each examination?	<p>Paper 1: P1: Matter P2: Forces P3: Electricity P4: Magnetism and magnetic fields P9: Practical skills</p> <p>Paper 2 P5: Waves in matter P6: Radioactivity P7: Energy P8: Global challenges P9: Practical skills (with assumed knowledge of P1-4)</p>			
What resources will I have to help me prepare?	Revision Pack that includes notes on all topics, practice questions and answers along with a past paper exam with mark scheme			
What extra revision sessions or workshops do I need to attend?	Revision Session Title	When?	Whole Class or small group?	How often?
	Physics revision days	Fridays	Whole class	Weekly
Who shall I see if I need more guidance?	Mr Hawes michalehawes@graceacademy.org.uk Mr A Cox andycox@graceacademy.org.uk			
Tips and Hints for this subject	Make sure you take your revision guide home with you to check back to see what areas of the course you need to focus your revision on. Complete all practice questions and the past paper exam given to you in your revision pack. Remember you will need to learn your equations			



OCR Food Preparation and Nutrition

J309

What Examinations will I be doing and how long are they?	<ul style="list-style-type: none"> Food Preparation and Nutrition (9-1) - J309 Duration- 1hr 45m 			
What percentage of my course do the exams count for?	<ul style="list-style-type: none"> 01 Exam 1 - 50% NEA 1 – 15% NEA 1 – 35% 			
What bits of my learning will be tested in each examination?	Diet, food nutrition and health Health, safety and hygiene Food preparation, cooking and presentation Food provenance Food choice Food Science Environmental considerations			
What resources will I have to help me prepare?	Practical cooking in the kitchens, exemplar coursework and revision books OCR past exam papers and mini mocks during lessons and intervention lessons			
What extra revision sessions or workshops do I need to attend?	Revision Session Title	When?	Whole Class or small group?	How often?
	Exemplar coursework and revision books OCR past exam papers	Friday	Small groups	Every week
Who shall I see if I need more guidance?	Miss Y Bell yvettebell@graceacademy.org.uk			
Tips and Hints for this subject	Use the GAS Technology Revision pack. Go onto Technology student websites at home http://www.bbc.co.uk/schools/gcsebitesize/design/foodtech/ http://www.foodafactoflife.org.uk/ Read the GCSE Food Preparation and nutrition revision guide and complete the accompanying work book, handed out in lessons			



OCR Combined Science

A (J250)

	You will have six exams, two for each Science subject, all 1hr10 mins:			
What Examinations will I be doing and how long are they?	<ul style="list-style-type: none">• Paper 1 Biology J250/07• Paper 1 Chemistry J250/09• Paper 1 Physics J250/011		<ul style="list-style-type: none">• Paper 2 Biology J250/08• Paper 2 Chemistry J250/10• Paper 2 Physics J250/12	
What percentage of my course do the exams count for?	<ul style="list-style-type: none">• Each paper counts to 16.7% of your total GCSE			
What bits of my learning will be tested in each examination?	Each paper is made up of 10 multiple-choice questions. Up to 44 marks are from short-answer questions and there is 1 x 6-mark level of response question. Total marks on each paper is 60. The exams contain structured questions. These could be on:			
	Paper 1 Biology: B1: Cell level systems B2: scaling up B3: Organism level systems CS7: Practical skills Paper 1 Chemistry: C1: Particles C2 Elements compounds and mixtures C3: Chemical reactions CS7: Practical skills Paper 1 Physics: P1: Matter P2: Forces P3: Electricity and magnetism CS7: Practical skills		Paper 2 Biology: B4: Community level systems B5: Interaction between systems B6: Global challenges CS7: Practical skills (with assumed knowledge of B1-3) Paper 2 Chemistry: C4: Predicting and identifying reactions and products C5: Monitoring and controlling chemical reactions C6: Global challenges CS7: Practical skills (with assumed knowledge of C1-3) Paper 2 Physics: P4: Waves and radioactivity P5: Energy P6: Global challenges CS7: Practical skills (with assumed knowledge of P1-3)	
What resources will I have to help me prepare?	Revision Pack that includes notes on all topics, practice questions and answers along with a past paper exam with mark scheme			
What extra revision sessions or workshops do I need to attend?	Revision Session Title	When?	Whole Class or small group?	How often?
	Weekly Sessions	Thursday after school	Whole class	Every week with your teacher in your normal classroom
	Revision days	Easter May half term	Whole class	Two x morning revision sessions 9:30-12:00 (One in each of the two holidays)
Who shall I see if I need more guidance?	Mr Hawes michalehawes@graceacademy.org.uk			
Tips and Hints for this subject	Make sure you take your revision guide home with you to check back to see what areas of the course you need to focus your revision on. Complete all practice questions and the past paper exam given to you in your revision pack. Remember you will need to learn your equations.			



GRACE ACADEMY



Any general concerns please contact Head of Year:
katieseazell@graceacademy.org.uk

Any queries about your Exams
contact the Exam Officer
in Reception- hbaker@graceacademy.org.uk
juliebaker@graceacademy.org.uk

Revision queries contact
your Subject Teacher

Please be aware that there will be revision sessions
on during the following holidays –
Easter – 31st March – 16th April
May Half Term- 27th May – 4th June

Grace Academy Staff

wish our students
the best of luck in their Exams 😊