

Grace Academy Solihull

Guide to Year 9 to 13 Assessment Point Reports

Assessment Point Reports are designed to keep you informed of the progress of your child in their subject areas. This allows you to become more involved in the education of your child and to have a greater impact on their academic success at Grace Academy.

The reports will be produced regularly throughout the academic year and will provide you with up to date information on your child so that any underperformance can be addressed and success celebrated.





What information do they contain?

Each report provides you with a Headline table which summarises four important areas of information for each subject.

Subject	Target	Working At Grade	Projected Grade	Attitude to Learning
Add Science	C	D	C	Good
Business & Enterprise	P	M	P	Good
Core Science	C	D	C	Good
Drama	C	C	C	Outstanding
English Lang	C	B	B	Good

- 1. Target** – This is the minimum grade that your child is expected to reach by the end of the course (year 11 or year 13) in a particular subject. This is an expectation based on your child's ability when they join us and does not represent the limit of their potential. At Grace Academy we encourage as many students as possible to achieve beyond their target grade.
- 2. Working at Grade** – This is the level/grade that your child has been working at over the last half term in a subject. This grade can go up or down and your child's teacher will monitor this to ensure they are on track to meet or exceed their target.
- 3. Projected Grade** – This is the level/grade that your child is expected to reach by the end of the course if they continue with their current rate of progress. The projected grade will be colour coded to make it easy for you, and your child, to see if they are on track to reach their target.
- 4. Attitude to Learning** – This is a judgement on your child's attitude to learning in a subject. General descriptions are provided on the report although the specific reasons for underperformance in this area will vary and not all of the descriptors will always apply.

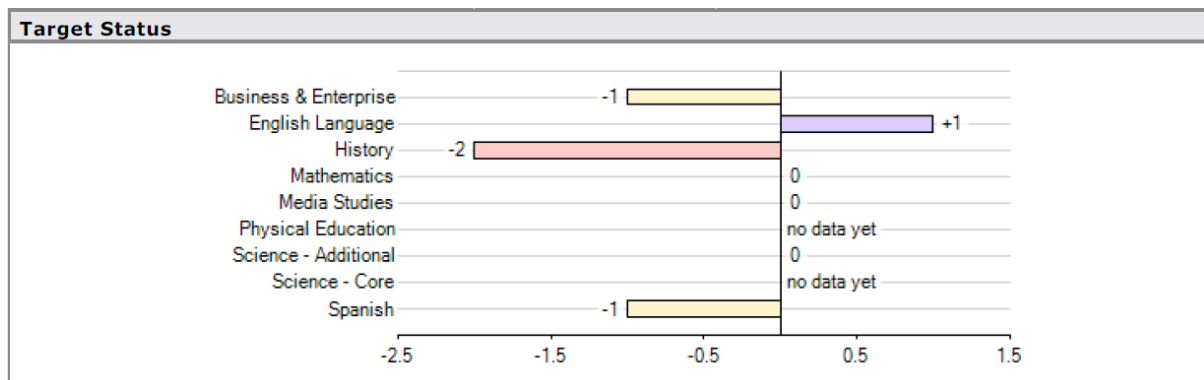
Colour Coding

-  **Purple** = your child is likely to exceed their target in this subject if they continue with their current rate of progress
-  **Green** = your child is likely to reach their target in this subject if they continue with their current rate of progress
-  **Amber** = your child is likely to achieve below their target in this subject if they continue with their current rate of progress
-  **Red** = your child is likely to achieve well below their target in this subject if they continue with their current rate of progress.

If a child is **Amber** or **Red** for a subject it is clearly very important that they are supported and encouraged at home and in school to get them back on track.

Target Status Graph

The same information as above is also provide in a graph where 0 means that a child is expected to achieve their target. Positive bars mean that a child is expected to achieve above their target and negative bars mean that a child is expected to achieve below their target.



Attendance Information

Good attendance is essential if your child is to achieve their targets. Attendance information is provided on an additional sheet.

Frequently Asked Questions

What if there is data missing for my child?

In some cases due to long periods of absence or a recent change to a course it is not always possible to provide grades/levels for all subjects. If you are concerned regarding this then please feel free to contact your child's teacher.

What should I do with this information?

At Grace Academy we want parents and carers to become as involved in the learning and progress of their children as possible. Where a student is amber or red for a subject we would welcome you to encourage them in this area. In some cases you may wish to contact the teacher of that subject if you have a concern about a particular subject area or their assistant Head of Year if you have concerns in a number of subject areas.

When can I speak to my child's teachers?

Throughout the academic year you will be given opportunities to come in to the academy and speak to your child's teachers in parental review days, however please feel free to contact a particular teacher at any time. They will be more than happy to work with you to ensure that your child makes as much progress as possible. Your child's teacher will be able to give you advice on how you can support your child's progress.

Extra Information

Grades: Your child is likely to be assessed from a grade 1 to 9. A grade U identifies that a student has not yet achieved a grade. Some courses use different grading systems, the most common of these use a pass, merit or a distinction. They are closely related to the grades 4, 6 and 7. In this case you may see a P, M or D in the grading section of the report.

Number Grades: GCSE grades changed nationally from letters to numbers ranging from 1(lowest) to 9(highest) which is broadly in line with the old A-G with extra challenge at the top end.

Physical Education: In years 10 and 11 we believe that physical education should be measured by a student's enthusiasm and participation, you will see that teachers identify this through the use of the attitude to learning but students are not given specific grades. Student's studying Physical Education GCSE will be graded as other subjects.

New GCSE Numbers vs GCSE Grades: Although the new numbers do not directly relate to the old GCSE grades, we have included a conversion chart to support you with understanding as we transition to the new GCSEs.

GCSE Grades	New GCSE Numbers
	9
A*	8
A	7
B	5/6
C	4/5
D	3
E/F	2
G	1
U	U